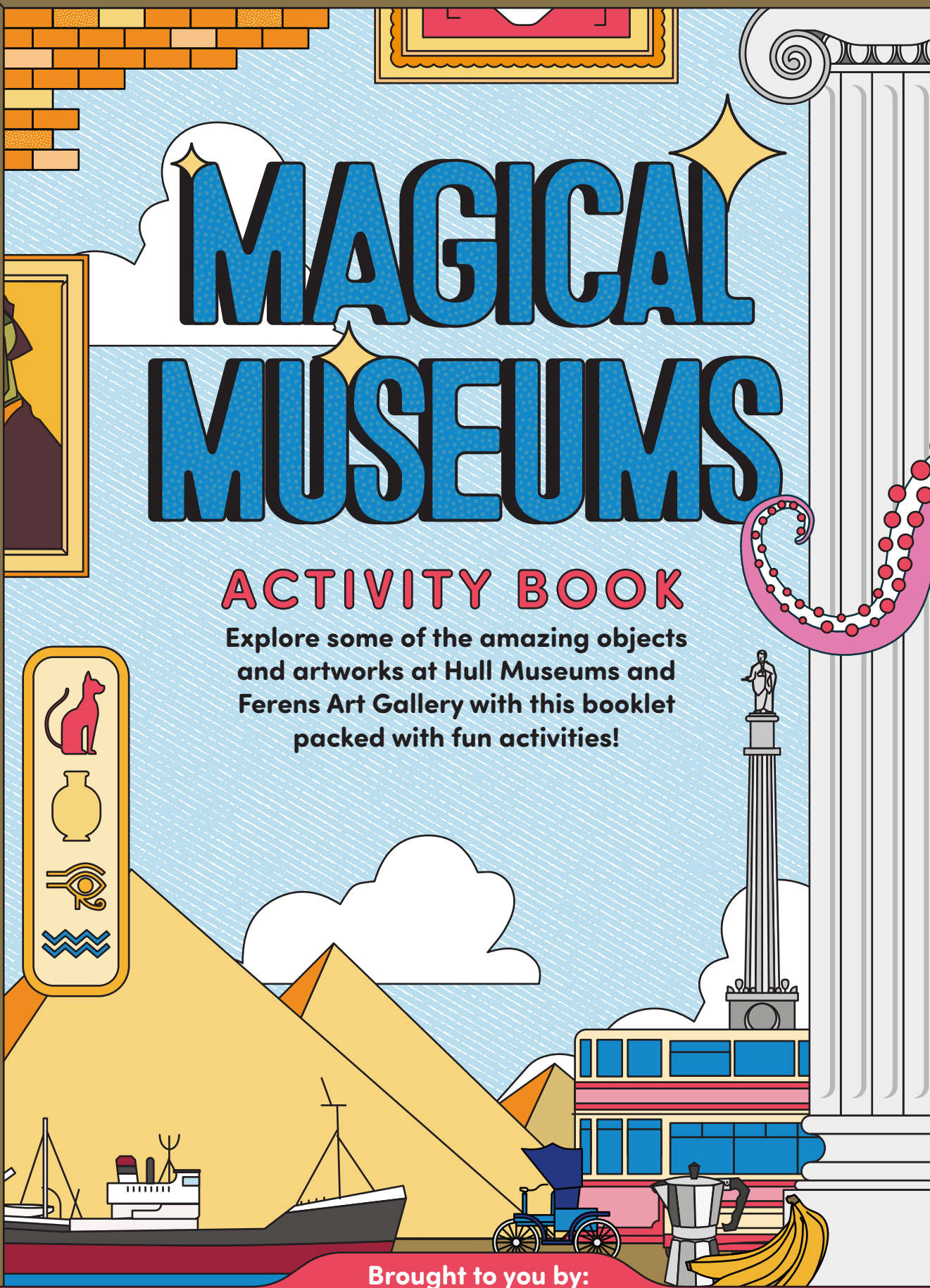


# MAGICAL MUSEUMS

## ACTIVITY BOOK

Explore some of the amazing objects and artworks at Hull Museums and Ferens Art Gallery with this booklet packed with fun activities!



Brought to you by:



Working in partnership



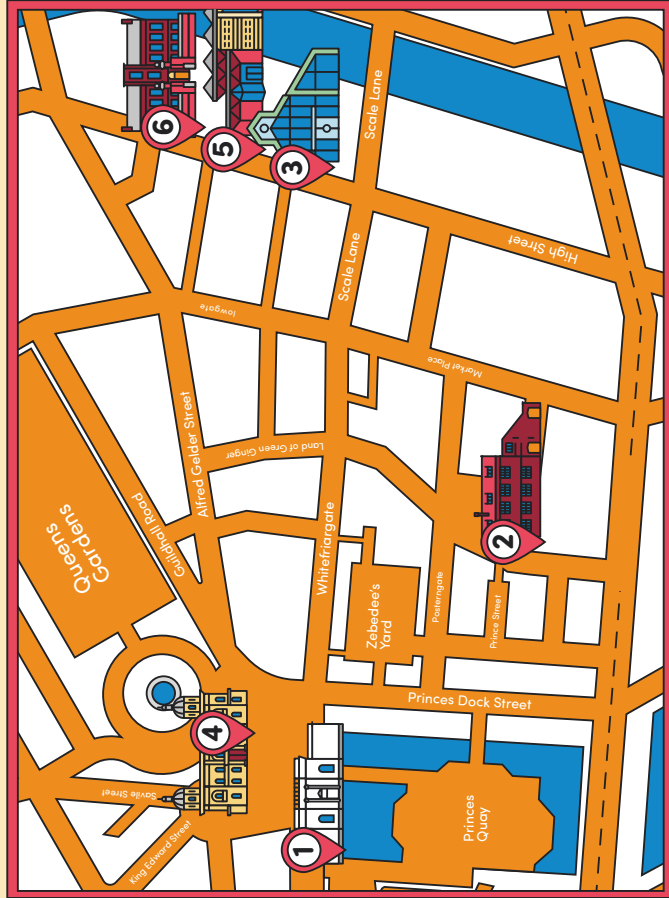
Supported using public funding by  
**ARTS COUNCIL ENGLAND**

# Welcome

Hull Museums and Ferens Art Gallery are full of amazing objects and artworks dating from Pre-history to the present day. In this booklet we introduce you to some of the amazing treasures of our collections and fun activities you can do inspired by them to help you delve into the magic of the museums!

## How to find us:

Hull Museums and Ferens Art Gallery consist of 6 different sites across the city of Hull. Here's where to find our wonderful sites.



**Ferens Art Gallery**  
Queen Victoria Square  
Carr Lane  
HU1 3RA



**Hands on History Museum**  
South Church Side  
HU1 1RR



**Hull and East Riding Museum**  
36 High Street  
Hull  
HU1 1NQ



**Maritime Museum**  
Queen Victoria Square  
Carr Lane  
HU1 3DX



**Streetlife Museum**  
High Street  
Hull  
HU1 1PS



**Wilberforce House**  
High Street  
Hull  
HU1 1NQ

# Draw and Explore

This page is a space for you to flip back to and make notes and sketches of the objects and facts you discover.

# HULL AND EAST RIDING MUSEUM

At the Hull and East Riding Museum you can get face to face with a woolly mammoth, check out a unique crew of wooden warriors, explore stunning Roman mosaics and learn about everyday life in medieval Hull!

## Creatures of the Sea

At the Hull and East Riding Museum we have fossils of creatures that lived in the sea many years ago including these of Ichthyosaurs. Ichthyosaurs are an extinct sea reptile, which means there isn't any of them alive anymore. It is thought that they first appeared on our planet around 250 million years ago and disappeared around 95 million years ago.



### COLLECTION HIGHLIGHTS

Model of an Ichthyosaur (above) Fossil of the upper and lower jaws of an Ichthyosaur (left, top), and fossil of the skull of an Ichthyosaur (left, bottom).



Head of marine reptile.  
Species name: Ichthyosaur sp.

Inspired by our fossil collection have a go at designing your own creature of the sea in the box below!



# HULL AND EAST RIDING MUSEUM

At the Hull and East Riding Museum you can get face to face with a woolly mammoth, check out a unique crew of wooden warriors, explore stunning Roman mosaics and learn about everyday life in medieval Hull!


## Make your own Mammoth

Mortimer, the life-size model of a woolly mammoth, is a visitor favourite at the Hull and East Riding Museum. Have a go at making your own mammoth, by cutting out, colouring in, and gluing together these different pieces. You could even draw around and cut out the pieces from some cardboard to make your mammoth model stronger.



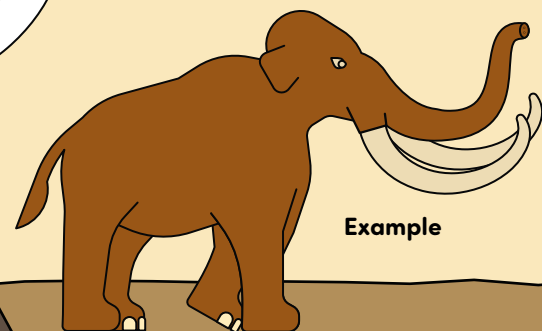
### COLLECTION HIGHLIGHTS

Mortimer the life size woolly mammoth model.



### COLLECTION HIGHLIGHTS

Woolly Mammoth tooth



Example


# HULL AND EAST RIDING MUSEUM

At the Hull and East Riding Museum you can get face to face with a woolly mammoth, check out a unique crew of wooden warriors, explore stunning Roman mosaics and learn about everyday life in medieval Hull!

## Museum Trail

Why not come and visit the Hull and East Riding Museum to have a go at this fun trail?

- 1 Find the Dinosaur Footprint Fossil. Have a go at drawing it:



Can you find any other fossils or bones in this gallery?

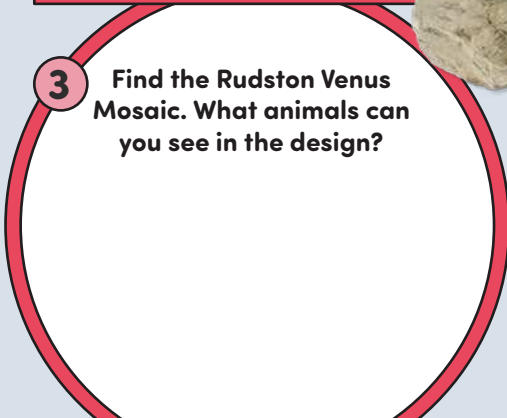
- 2 Find the Ichthyosaur Skeleton. What does the name ichthyosaur mean?



What marine mammal does it look like?



- 3 Find the Rudston Venus Mosaic. What animals can you see in the design?




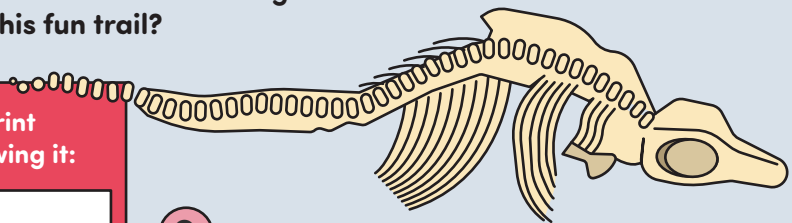

- 4 Find the Rudston Charioteer Mosaic. How many horses are pulling the chariot?



- 5 Have a go at completing your own version of the Charioteer Mosaic in the outline.

Draw the horses to pull the chariot along. What other details can you add?

Why not add some colour to your drawing when you get home?



**6** Explore the Medieval Gallery. Can you find out how medieval shoes were made?

**7** Have a go at designing your own shoe:



**8** Can you find this large tub in the gallery? What was it used for?


## Love Exploring: Dinosaurs, Fish and Spooky Friends!

Love Exploring is a free to download and data friendly app that allows you to explore different parks and areas of Hull through fun themed trails, enjoying facts and photos along the way.

The trails include a Dinosaur Safari which is available at the following parks: Pickering Park, Orchard Park, West Park, Oak Road playing fields, Pearson Park, East Park, Alderman Kneeshaw Park, Noddle Hill nature reserve and Bude Park.

Other trails on the app include an interactive Fish Trail and a Ferens Trail. There will also be a new Halloween trail with dancing ghouls and witches available during October half term 2021.

Find out more about the app at: [www.loveexploring.co.uk](http://www.loveexploring.co.uk)



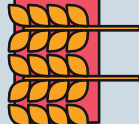
# MAGICAL MUSEUMS

Explore some of our wonderful museums and their amazing collections with this fun trail.

Please note, it is essential to book a separate time slot to visit each of our museums. Booking is not required to visit the Museums Quarter Garden. To find links to our online booking pages, please visit: [www.hcandl.co.uk/museums-and-galleries](http://www.hcandl.co.uk/museums-and-galleries)

## HULL AND EAST RIDING MUSEUM

As you explore the museum, see if you can find the following things.



An object which was used for hunting, for farming, or for preparing or serving food.

What is the object called?

What was it used for?

A piece of pottery

What have you found?

Sketch the object here:



An old tool, for example, an axe

What object have you found?

What do you think it was used for?

A piece of jewellery

What kind of jewellery is it?

When is it from?



A roman mosaic


What pictures can you see in it?



Explore our beautiful gardens next to the Streetlife Museum and Hull and East Riding Museum

### Explore the Maze

We have a hedge that looks like a maze in our garden! Can you find your way around the maze below with a pencil?



### Bird spotting

These types of birds can sometimes be seen in the Museum Garden.

Can you see any of these today?



Wood Pigeon



Great Tit



Magpie



Pied Wagtail

There is lots to see in the garden. Can you find....



The pond



The Larkin Toad



The Mahatma Gandhi sculpture

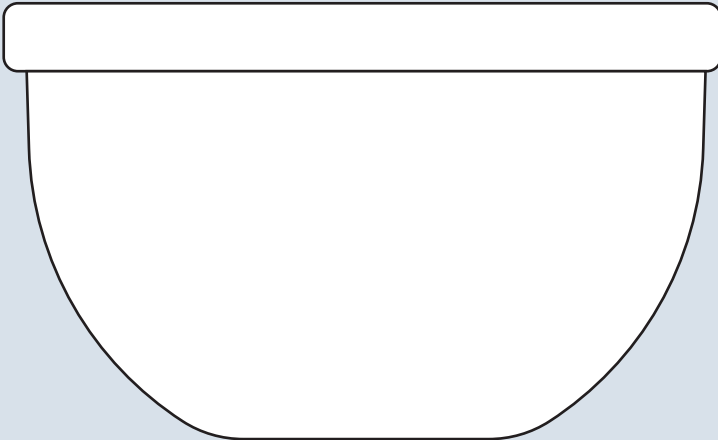
# HULL AND EAST RIDING MUSEUM

At the Hull and East Riding Museum you can take an exciting trip into the past, coming face to face with a woolly mammoth, wandering through an Iron Age village, exploring stunning Roman mosaics and learning what life was like in medieval Hull.

## Design your own decorated bowl

We have many different pieces of Roman pottery in the museum, including pieces of Samian ware, a special kind of pottery which was often highly decorated and used for presenting food.

Have a go at designing your own decorated bowl for serving food in the outline below. When you've finished your design, colour it in.



### MUSEUM HIGHLIGHTS

Samian Ware bowl with cupid, sea horse and scroll decoration c.130-140 AD



### MUSEUM HIGHLIGHTS

#### Medieval cooking pot from Hull, c.1400AD

Medieval food was cooked in a pot on an open fire. Every family, rich or poor, would have owned a pot like this. It was used for making a popular stew-like dish called 'pottage'.

Can you do some research to find out more about pottage and how to make it yourself?



#### Medieval dripping pan from Hull

This is a dripping pan which was used to catch the fat and juices from a joint of meat roasting on a spit. The meat juices were then used to make sauces and stocks.



# HULL AND EAST RIDING MUSEUM

Take a trip into the past at Hull's museum of archaeology and natural history. Come face to face with a woolly mammoth, check out a unique crew of wooden warriors and wander through an Iron Age village. Or why not imagine life as a Roman in the reconstructed town square, complete with shops and stunning mosaics. Medieval Hull comes back to life in new displays highlighting everyday life in the Old Town 600 years ago.

## Make a Mosaic

Mosaics are pieces of art which were often made by the Romans to decorate homes and buildings. They were made by sticking together lots of different little tiles called tesserae to make a picture.

Have a go at making your own Roman mosaic in this fun craft activity!

### You'll need

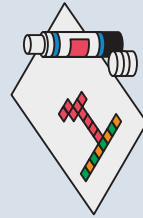
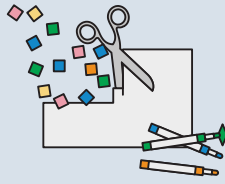
- 2 x pieces of paper
- Scissors
- Glue stick
- Pencil
- Colouring pencils or felt-tip pens
- Magazines, newspapers or bits of scrap coloured paper (optional)

First, make some small square tiles for your tesserae. You can do this by colouring in bits of a sheet of paper in different colours and cutting little squares from it.


Or you can go through any old magazines, newspapers or bits of scrap card, and cut out little squares in different colours.

Decide what design you want to make for your mosaic, then take your glue stick and arrange and glue your little squares down onto your other sheet of paper to make a picture.

**You now have your very own mosaic!**



## Colour a Mosaic!



### MUSEUM HIGHLIGHTS

#### Nimbed Bust Wall Painting

As well as decorating their homes with mosaics, some wealthy Romans had their walls decorated by painting onto the plaster. This wall painting was excavated from Brantingham Roman Villa and needed a lot of reconstruction.

#### Plate Brooch

This Roman brooch is in the shape of a salmon! Roman women wore a lot of jewellery. The most common kind of jewellery was brooches as they were used for pinning together clothing.

### MUSEUM HIGHLIGHTS

#### Roman Oil Lamp

Ceramic oil lamps were used by the Romans as a source of light and were often made with different decorations. This oil lamp is in the shape of a foot wearing a sandal!



# Boat Race Activity

One of the many amazing things we have on display at the Hull and East Riding Museum is the Hasholme Boat, a boat from the Iron Age, a period of history which took place over 2,500 years ago! Inspired by this, here is a fun boat activity you can try at home!



## Safety notice:


The water activity must be carried out with the help and supervision of an adult at all times! Only a very shallow tub of water is needed.

## COLLECTION HIGHLIGHTS

Hasholme Boat


## What to do:

1



Each person should take their plastic tray and attach their pen, pencil, lollipop stick or straw inside it in the centre, using tape, so that it stands up straight. This is your mast!

2



Using scrap paper, design and cut out a sail for your boat and attach it to your mast using tape.

3

Ask an adult to help you fill the bottom of either a large tub, a sink, or a bath with a shallow layer of cold water.


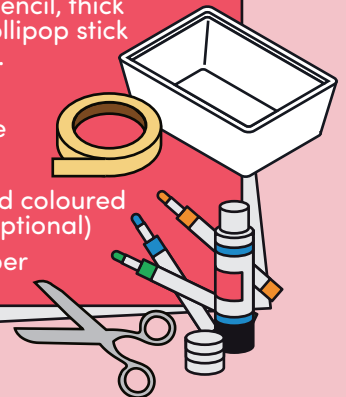
4

Put all of your boats at the same end of the tub, sink, or bath, and on the shout of 'go', release them and race them by using a straw to blow into your sail as the wind to power it. The first boat to reach the other end first is the winner!

## What you'll need:

Each person taking part in the race will need:

- An empty plastic tub or container without holes (something like a butter tub would work well)- this will be your boat!
- A pen or pencil, thick wooden lollipop stick or a straw.
- A straw
- Sticky tape
- Scissors
- Pencils and coloured crayons (optional)
- Scrap paper



# Roman food

Did you know, one recipe which was cooked in Roman times was called Isicia Omentata, and it was quite like burgers we have today! These burger-like foods were made from minced pork, seasoned with pepper and herbs and mixed with wine and a fish sauce.

Here is a healthy modern day burger recipe you could try at home this summer.

**Safety note:**  
This recipe must be followed with an adult at all times.

**Serves**  
4



## COLLECTION HIGHLIGHT

### Roman Cheese Press

The Romans made their own cheese by hand. Cheese presses like this were used to squeeze out moisture from the cheese.

## Ingredients


### Burgers

1 small onion, quartered  
small can (about 210g) red kidney beans, drained and rinsed  
250g lean beef mince, or extra tinned beans drained and rinsed.  
wholemeal breadcrumbs (from 1 slice of bread)  
2 teaspoons mild chilli powder, or to taste

1 egg, beaten  
1 tablespoon tomato purée

### To serve

1 extra-large tomato, sliced  
lettuce leaves  
4 wholemeal rolls  
Corn on the cobs



## Method

- 1 Chop the onion up small then mash the beans and mince (if using), in a bowl using a fork or potato masher.
- 2 Add the onion, breadcrumbs, chilli powder, beaten egg and tomato purée to the bowl and mix again.
- 3 Shape the mixture into 4 patties and chill them in the fridge until you're ready to cook them.
- 4 Barbecue or grill the burgers for 5 to 7 minutes on each side until cooked through.
- 5 Serve in the rolls with the tomato and lettuce leaves. You could even have a corn on the cob on the side for a complete meal.



## COLLECTION HIGHLIGHT

### Roman Mortarium

Mortariums were bowls made from pottery that the Romans used for mixing and grinding down foods like herbs and spices.

## Vegetarian option:

You can make this recipe vegetarian by swapping the mince for extra beans. You could use different canned beans to kidney beans if you like, or a mix of the two.

Please note this recipe has been obtained from other internet sources and is not created by our team. You can find the original recipe and lots of other healthy family recipes here:

[www.nhs.uk/healthier-families/recipes/chilli-beef-and-bean-burgers](http://www.nhs.uk/healthier-families/recipes/chilli-beef-and-bean-burgers)

# ARCHAEOLOGY



## A63 Castle Street Archaeology Project

If you've been down Castle Street this year, you might have spotted a big white tent opposite Princes Quay shopping centre. This has been home to a team of archaeologists, digging in the ground to find objects, or artefacts, which provide clues about what people did in the past.

Archaeologists often work on construction sites, and Oxford Archaeology and Humber Field Archaeology have been working on Castle Street before a new junction funded by Highways England is built.

Find out more about the archaeology of the project at

[www.highwaysengland.co.uk/our-work/a63-castle-street-archaeology](http://www.highwaysengland.co.uk/our-work/a63-castle-street-archaeology)

## Word Search

Archaeologists use lots of special words to describe what they do, the tools they use and what they find. Can you unearth all the archaeological words in this word search?



## What have the archaeologists been working on?

The archaeologists have been excavating Trinity Burial Ground, where thousands of people were buried during the Georgian and Victorian periods. They've discovered lots of different objects alongside the burials which tell us about the people who lived in Hull nearly 200 years ago.



# Lost Labels

Here are some photographs of the artefacts found on Castle Street by the archaeologists, but they've lost their labels! Can you match up the labels to the correct artefacts?

**Object:** Pottery fragment  
**Made of:** Ceramic  
**Decoration:** Bearded man

**Object:** Sealed bottle  
**Made of:** Glass  
**Decoration:** Writing

**Object:** Coin  
**Made of:** Gold  
**Decoration:** Head of George III

**Object:** Brooch  
**Made of:** Copper alloy and stone  
**Decoration:** Flowers



## Hull and East Riding Museum

The Hull and East Riding Museum is a museum of archaeology and natural history which explores millions of years of history under one roof. From a life size model of a woolly mammoth to stunning Roman mosaics and medieval treasures, there's lots to see!

### Medieval Gallery

The Medieval Gallery at the Hull and East Riding Museum has been having an exciting transformation. You'll soon be able to explore the exciting new displays in the gallery for yourself and learn all about everyday life in medieval Hull.



### COLLECTION HIGHLIGHTS

#### Gaming Board

This wooden kitchen tool was used for removing bread from the oven, but at some point was reused as a gaming board. It was found at Eastgate, Beverley and dates to about 1280.

#### Child's Shoe

This children's shoe is from the late 1300s. It was found during an excavation at Chapel Lane Staith not far from the entrance to the museum.



# Design Your Own Coin

At the Hull and East Riding Museum, we have many medieval coins with different designs on them, including these two coins. The coin on the left shows an animal which looks a bit like a horse or a stag with one of its front legs raised. The coin on the right shows the head of a bearded figure wearing a helmet.

Have a go at designing your own coin in the outline.




Coin - Silver sceat/penny of King Eadberht of Northumbria, c.737-758 AD.



Coin - Silver sceat/penny, c.650-750 AD.

What design will it have?

What will it show?



Hard Wood Ball, 'Britain's Oldest Ball', C. 1280-1300 AD

## Play Games, Keep Active and Have Fun this summer!

healthy holidays hull 2021

People have played games and sports for many years now across history. This wooden ball dates to between 1280 and 1300 AD and is believed to be the oldest ball made for sport in Britain. It was used as a bowling ball to play a game a bit like skittles.

Being active and exercising is very important to help keep us healthy and it can be great fun as well! You can find lots of fun games, sports and activity ideas to try over the summer as a family at

[www.healthyholidayshull.org/sport](http://www.healthyholidayshull.org/sport)



### Star Jump Challenge

How many star jumps can you do in 30 seconds?

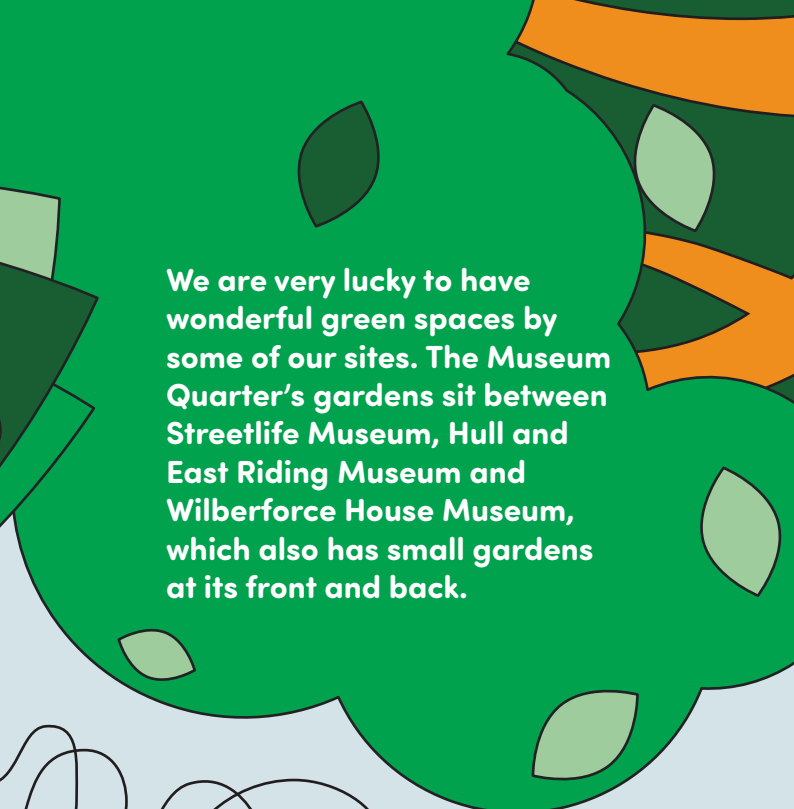


### Skipping Challenge

What is the most skips you can do in one go?



# MUSEUM GARDENS



We are very lucky to have wonderful green spaces by some of our sites. The Museum Quarter's gardens sit between Streetlife Museum, Hull and East Riding Museum and Wilberforce House Museum, which also has small gardens at its front and back.

## Wildlife Puzzle

Follow the tangled lines to label each of these different animals that you sometimes might find in a garden or park.

**A**

**B**


**C**

**D**

## Design a Pattern for the Butterfly

There are lots of different species of butterflies in the UK. These come in different colours and have different patterns on their wings.

Have a go at designing your own butterfly wing pattern in the butterfly outline below. When you've finished why not colour it in and think of a name for your new species of butterfly?



## Do you YES! Love Exploring?

Then download the Love Exploring App for fun games and activities across Hull.

Search for Love Exploring in your App Store

Or scan this QR Code



## Exploring Gardens and Nature

Green spaces like gardens and parks can be wonderful places to relax, to exercise, to have fun with others and to explore nature.


### Museums Quarter Garden

At Hull Museums we are very lucky to have some beautiful green spaces by some of our sites. The Museum Quarter garden sits between the Streetlife Museum, Hull and East Riding Museum and Wilberforce House Museum - which also has small gardens at its front and back. Why not explore our gardens next time you visit us?

Here are some fun nature and gardening activities for you to try at home and when you're out and about!




Wilberforce House  
Mulberry Tree



## Explore the Maze

In the Museum Gardens we a hedge that looks a little bit like a maze. Can you find your way around the maze using a pencil?

Finish





# Garden Wordsearch

Can you find all of these words in the grid?



Flower



Tree



Soil



Seed



Plant



Watering Can



Grass



Bird



Butterfly



Caterpillar



Ladybird



Fence

W	A	T	E	R	I	N	G	C	A	N
P	D	R	I	B	O	A	Y	A	S	A
E	F	Y	L	F	R	E	T	T	U	B
W	G	I	E	I	L	G	D	E	D	I
Y	O	E	P	O	A	G	T	R	E	E
S	D	C	S	M	D	O	T	P	C	I
F	E	N	F	W	Y	U	M	I	F	O
T	O	E	M	A	B	S	Y	L	A	W
N	I	F	D	S	I	P	S	L	E	A
A	D	A	U	O	R	F	O	A	B	P
L	L	S	E	G	D	F	I	R	R	T
P	Y	F	L	O	W	E	R	E	F	G


# Nature Hunt Bingo

When you are next in a green space like a park why not play a game of nature bingo and see which of these things you can spot? To win you need to get 4 in a row, up, down, across or diagonally.


# Spring Activities

## Relaxing Colouring

Have a go at colouring in this beautiful decorated Easter egg.

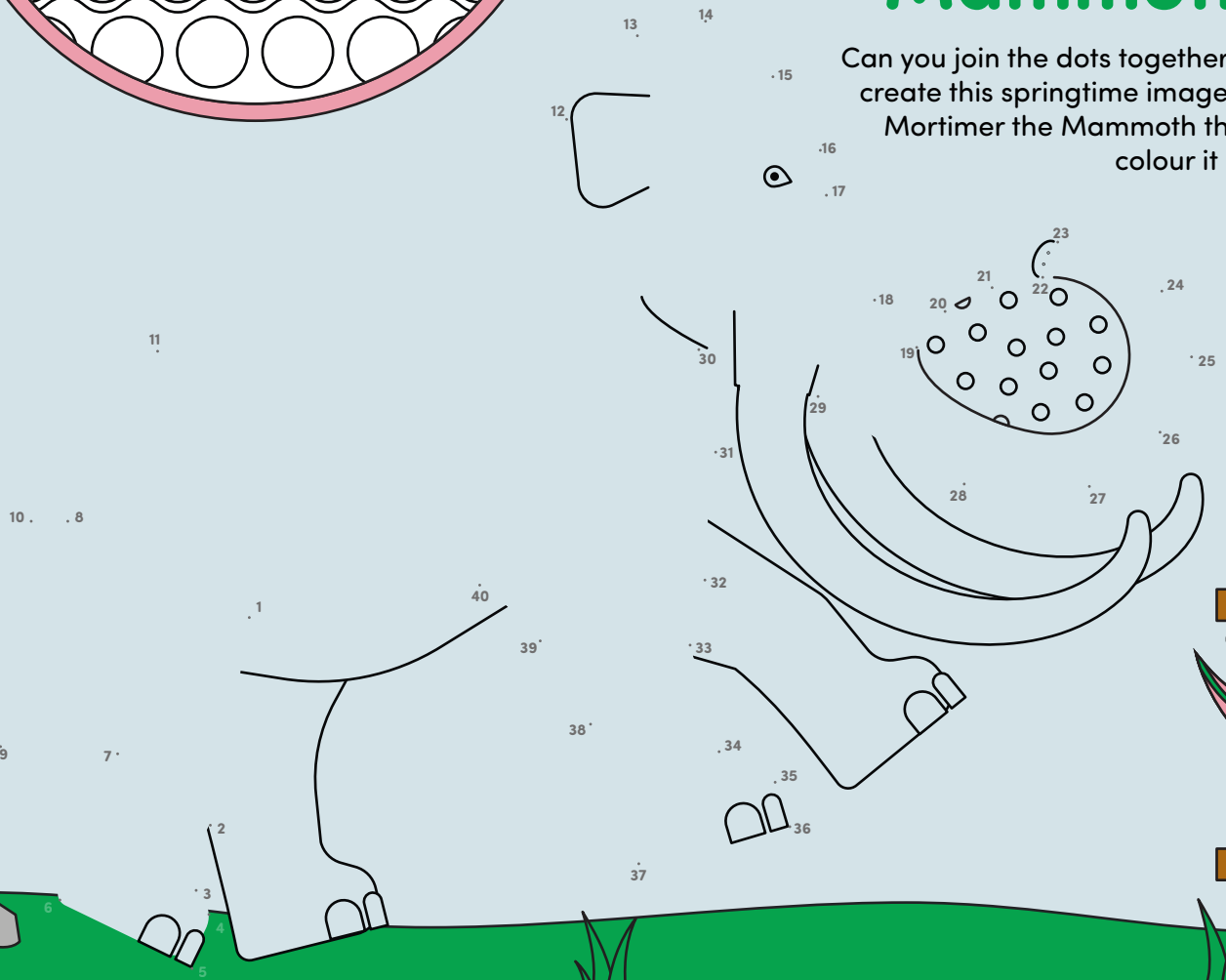


### COLLECTION HIGHLIGHTS

Near Canterbury, Kent, William Sidney Cooper, 1904, Ferens Art Gallery

## Dot to Dot Springtime Mortimer Mammoth

Can you join the dots together to create this springtime image of Mortimer the Mammoth then colour it in?



# Summer Colouring Fun

Have a go at colouring in this Hull Museums summertime drawing



**Hull Museums**

Brought to you by:



Supported using public funding by  
**ARTS COUNCIL  
ENGLAND**

Working in partnership

## KEEP IN TOUCH



@hull\_museums

@hullferens



Hull Museums



@hull\_museums

@ferensartgallery